

Vivekanand Education Society's INSTITUTE OF TECHNOLOGY

Hashu Advani Memorial Complex, Collector's Colony, R C Marg, Chembur, Mumbai - 400 074

BALANCE SHEET AS ON 31ST MARCH 2017

Amount (Rs.) 2015 - 2016	LIABILITIES	SH	Amount (Rs.) 2016 - 2017	ASSETS	SH	Amount (Rs.) 2015 - 2016	Amount (Rs.) 2016 - 2017
172,335,451	RESERVE FOR BUILDING		172,335,451	FIXED ASSETS	1	73,456,236	70,094,166
-	Balance as per last B/S		-	Fixed Assets WDV		19,598,064	8,165,931
	ADD : Additional during the year			Add: Addition during the year		-	4,223,633
				Add: Depreciation Added Back		93,054,300	82,483,730
				Total			44,655
72,938,323	CURRENT LIABILITIES	7	79,718,835	Less: Assets Written Off		22,960,134	11,505,844
7,148,304	Advanced Fees Received	8	7,018,966	Less: Depreciation		70,094,166	70,933,231
573,652	O/S Liabilities	9	1,469,115	Net Total			
261,500	Scholarship Payable	10	261,500	CURRENT ASSETS	2	7,328,795	5,964,979
4,076,500	Student's Prize Fund	11	4,972,000	Bank Accounts		36,546	2,005
3,314,957	Student's Deposit	12	3,906,166	Cash in hand	3	17,091,501	17,569,265
687,420	Dutes & Taxes	13	1,285,462	Deposits	4	574,891	921,117
710,762	Provisions	13	156,908	Other Current Assets	5	19,072,549	39,575,290
2,979,016	Sundry Creditors	14	2,800,136	Outstanding Income	5	3,554,920	2,910,187
	Other Current Liabilities			Prepaid Expenses	6		
				VIVEKANAND EDUCATION SOCIETY			
(23,040,261)	INCOME & EXPENDITURE			Opening Balance		119,502,063	174,418,436
-	Opening Balance		27,145,919	Add : Paid to VES		283,016,373	251,261,546
50,186,180	Add : Differential Depreciation		4,223,633	Less : Received from VES		402,518,436	425,679,982
	Add : Income over Expenditure		74,161,966			228,100,000	184,100,000
292,171,804						292,171,804	379,456,056

for Vivekanand Education Society's
INSTITUTE OF TECHNOLOGY

Dr. J. K. Patil
PRINCIPAL



AS PER REPORT OF EVEN DATE



S.V. Mauskar

S V MAUSKAR
CHARTERED ACCOUNTANT

Vivekanand Education Society's INSTITUTE OF TECHNOLOGY


Hashu Advani Memorial Complex, Collector's Colony, R C Marg, Chembur, Mumbai - 400 074

INCOME & EXPENDITURE ACCOUNT FOR THE PERIOD ENDED 31 st MARCH 2017

Amount in Rs. 2015 - 16	EXPENDITURE	SH	Amount in Rs. 2016 - 17	Amount in Rs. 2015 - 16	INCOME	SH	Amount in Rs. 2016 - 17
14,720,810	Administration Expenses	22	10,782,623	275,310,776	By Tuition fees from students	15	288,722,172
457,500	Affiliation & Other Charges	23	1,028,031	25,166,168	By Development fees	16	28,010,447
20,000	Audit Fees		22,250	4,475,681	By Misc.Receipts from Students	17	3,879,575
686,733	Expenses for Garden	24	989,526	1,715,335	By Internal College Exam Fee	18	1,974,810
3,134,258	Library Expenditure	25	3,059,944	33,429	By Misc Income	19	124,318
3,281,308	Labs & Workshop Expenditure	26	1,925,342	1,517,950	By Other fees from students	20	1,499,350
789,282	MCA Administrative Expenditure	27	755,561	1,817,589	By Bank Interest & Other Receipts	21	1,978,225
78,750	MCA Affiliation Charges	28	193,600	3,406,811	By Arrears of Fees		-
195,001	MCA Lab Expenditure	29	188,285				
1,573,132	MCA Rent		901,250				
1,139,001	MCA Repairs & Maint. A/c	30	457,890				
19,187,837	MCA Salary to TS / NT / LAB / CLASS IV	31	19,168,156				
272,841	ME Administrative Expenditure	32	160,205				
228,750	ME Affiliation Charges	33	296,119				
347,144	ME Rent		157,500				
249,470	ME Repair & Maintenance	34	60,074				
4,819,867	M.E. Salary to TS / NT / LAB / CLASS IV	35	5,140,683				
42,075	Misc. Expenses		27,506				
420,000	PhD Salary to Visiting Staff		495,000				
514,174	Refreshment	36	568,035				
12,079,724	Rent		8,555,750				
10,470,972	Repairs & Maintenance	37	5,106,370				
307,962	Research & Development Activity Exps.	38	301,795				
163,568,408	Salary TS / NT / LAB / CLASS IV	39	178,720,537				
278,956	Seminar / Conference	40	130,950				
1,433,469	Students Welfare/ Sports	41	1,328,107				
22,960,134	Depreciation		11,505,844				
50,186,180	INCOME OVER EXPENDITURE		74,161,966				
313,443,739			326,188,897	313,443,739			326,188,897

for Vivekanand Education Society's
INSTITUTE OF TECHNOLOGY

S. V. Mauskar
PRINCIPAL




AS PER REPORT OF EVEN DATE



S. V. MAUSKAR
CHARTERED ACCOUNTANT

Vivekanand Education Society's INSTITUTE OF TECHNOLOGY

SR. No.	PARTICULAR OF ASSETS	Opening Balance AT COST as on 01.04.2016	Opening Balance WDV as on 01.04.2016	Excess of Dep Scheduled Added Back	Excess of Dep Claimed SSS Reduced	Assets Write Off for 15-16	Revised WDV as on 01.04.2016	Additions upto 30.09.2016	Additions from 01.10.2016	RATE OF DEP.	Depreciation Permitted 30.09.2016	Depreciation Permitted 01.10.2016	Total Depreciation upto 31.03.2017	Closing Balance WDV as on 31.03.2017	Closing Balance AT COST as on 31.03.2017
1	2	3	4	5	6	7	8	9	10	11	12	13	14	15	
GENERAL DEPARTMENT															
1	BE General Engineering Computer Equip	2,870,567	454,460	52,979	-	-	507,439	264,210	264,210	25%	126,860	33,026	159,886	611,763	3,134,777
2	BE General Engineering Other Equip	12,150	9,720	-	425	-	9,295	-	-	15%	1,394	-	1,394	7,901	12,150
3	BE Chemistry Lab Equipment	306,632	98,204	-	3,990	-	85,214	14,737	14,737	15%	14,132	1,105	15,237	93,714	321,369
4	BE Drawing Board Equipment	231,088	191,279	-	8,754	-	182,525	-	-	15%	27,379	-	27,379	165,146	291,098
5	BE Gas Installation	28,988	-	-	-	-	-	-	-	15%	-	-	-	28,988	-
6	BE General / Physics Lab Equipments	1,018,529	285,223	1,011	-	-	286,234	62,879	62,879	15%	42,935	4,716	47,651	301,462	1,081,408
7	BE Physics Lab Equip (Computer)	32,270	-	-	-	-	-	-	-	25%	-	-	-	32,270	-
8	BE Teaching aid Equipments	36,570	-	-	-	-	-	-	-	15%	-	-	-	36,570	-
9	BE Workshop Mach. Equip	1,159,689	214,431	39,096	-	-	253,527	38,029	38,029	15%	38,029	-	38,029	215,498	1,159,689
10	BE Music Instruments	269,460	59,292	1,514	-	-	60,806	9,121	9,121	15%	9,121	-	9,121	51,685	269,460
11	General Engg Software	274,300	-	6,583	-	-	6,583	37,934	37,934	25%	1,646	4,743	6,389	38,128	312,234
12	Vedanta Computer	1,850	-	-	-	-	-	-	-	25%	-	-	-	-	1,850
ELECTRONICS DEPARTMENT															
13	BE Electronics Lab Equipments	18,443,219	3,640,456	83,864	-	-	3,724,320	15,034	15,034	15%	560,903	42,766	603,671	3,705,925	19,028,495
14	BE Elect. Computer Equipments	8,633,031	1,539,283	-	250,980	-	1,288,303	90,857	90,857	25%	322,076	36,806	358,882	1,223,868	9,127,478
15	BE Electronics Lab Softwares	2,322,982	-	-	-	-	-	-	-	25%	22,714	2,597	25,311	86,318	2,434,611
16	BE Electrical Lab Equipment	593,483	-	-	-	-	-	-	-	15%	-	-	-	593,483	-
COMMUNICATION DEPARTMENT															
17	BE Communication Lab Equip	14,631,634	4,051,290	383,592	-	-	4,434,882	103,095	103,095	15%	680,697	31,326	712,023	4,243,629	15,152,404
18	BE Comm Computer Equipments	7,841,288	1,257,084	-	14,605	-	1,252,479	90,857	90,857	25%	313,120	87,423	400,543	1,551,323	8,540,675
19	BE Comm Computer Software	1,846,120	-	-	-	-	-	-	-	25%	22,714	31,482	54,196	288,513	2,190,829
20	BE Project Comm Equipments	1,533,272	-	-	-	-	-	-	-	15%	-	-	-	-	1,533,272
21	BE Project Comm Computers	896,750	-	-	-	-	-	-	-	25%	-	-	-	-	896,750
22	ME Telecom	5,384,299	70,631	8,685	-	-	79,316	-	-	15%	11,897	-	11,897	67,419	5,384,299
INFORMATION TECHNOLOGY															
23	BE Info Tech Equipments	2,817,149	398,255	54,334	-	-	452,589	90,857	90,857	15%	67,888	82,370	67,888	384,701	2,817,149
24	BE Info Tech Computer Equip	11,572,588	2,160,047	-	467,672	-	1,692,375	-	-	25%	423,094	82,370	505,464	1,845,867	12,231,544
25	BE Info Tech Software	1,896,979	-	-	-	-	-	-	-	25%	22,714	2,597	25,311	86,318	2,010,608
26	ME Info Tech Equipments	2,462,167	-	-	-	-	-	-	-	15%	-	-	-	2,462,167	-
27	ME Info Tech Computer Equip	358,701	-	-	-	-	-	-	-	25%	-	-	-	358,701	-
COMPUTER DEPARTMENT															
28	BE Computer Lab Equipment (Other)	164,989	107,370	1,424	-	-	108,794	90,857	90,857	15%	16,319	17,415	33,734	307,965	397,194
29	BE Computer Lab Equipment (Comp)	32,325,252	2,507,155	-	88,966	-	2,419,189	-	-	25%	604,547	45,647	650,194	2,133,172	32,690,429
30	BE Computer Software	1,224,833	-	-	-	-	-	-	-	25%	22,714	53,501	76,215	442,646	1,743,694
31	BE Micro Processor Equip	1,552,138	107,511	-	5,635	-	101,876	-	-	15%	15,281	-	15,281	86,595	1,552,138
32	BE E - Yantira Computer Equipment	32,000	4,800	960	-	-	5,760	-	-	25%	1,440	-	1,440	4,320	32,000
33	BE E - Yantira Equipment (Other)	331,524	215,490	2,901	-	-	218,391	-	-	15%	32,759	-	32,759	185,632	331,524
34	ModRob - AICTE	1	-	-	-	-	-	-	-	25%	-	-	-	-	1
35	ME Computer	3,537,614	-	-	-	-	-	-	-	25%	-	-	-	3,537,614	-
36	ME Software	100,000	-	-	-	-	-	-	-	25%	-	-	-	100,000	-
37	MCA Computer	9,443,116	1,408,186	-	47,150	-	1,361,036	90,857	90,857	25%	340,259	72,150	412,409	1,525,824	10,020,313
38	MCA Software	161,000	-	-	-	-	-	-	-	25%	22,714	2,596	25,310	86,317	272,627
LIBRARY DEPARTMENT															
39	BE Library Books	12,244,827	937,490	39,927	-	-	887,563	85,080	85,080	25%	238,161	10,508	248,669	788,034	12,393,967
40	BE Library Equipments	42,150	9,720	-	425	-	9,295	-	-	15%	1,394	-	1,394	7,901	42,150
41	BE Library Computer	287,396	113,424	-	43,947	-	69,477	-	-	25%	17,369	-	17,369	287,396	-
42	BE Library Software	300,000	-	-	-	-	-	-	-	25%	-	-	-	300,000	-
43	BE Library Books	626,360	46,530	31,647	-	-	76,177	8,527	8,527	25%	21,676	2,729	24,405	84,129	656,717
44	MCA Library Books	1,055,206	49,859	55,979	-	-	105,838	26,565	26,565	25%	33,101	3,982	37,083	127,172	1,113,623
45	BE Library Books - Book Bank	-	-	-	-	-	-	-	-	25%	-	-	-	24,713	28,244
46	MCA Library Books - Books Bank	-	-	-	-	-	-	-	-	25%	-	-	-	8,755	10,006
SEMINAR HALL															
47	SH - Air Condition	623,782	374,270	772,865	3,119	-	371,151	672,586	672,586	15%	55,673	-	55,673	315,478	623,782
48	SH - Audio Video Equipments	2,223,792	1,446,214	-	27,036	-	1,419,178	39,158	39,158	15%	212,877	2,937	215,814	1,242,522	2,282,950
49	SH - Computer Equipment	79,290	25,194	-	7,187	-	15,007	-	-	25%	4,502	-	4,502	13,505	79,290
50	SH - Electrical Fittings	472,818	286,502	13,904	-	-	300,406	-	-	10%	30,041	-	30,041	270,365	472,818
51	SH - Furniture Fixtures	1,163,402	703,945	34,312	-	-	738,257	-	-	10%	73,826	-	73,826	664,431	1,163,402
		155,731,254	22,773,315	772,865	1,008,818	-	22,536,282	672,586	5,152,366		4,453,966	577,206	5,031,172	23,330,662	161,556,205



Vivekanand Education Society's INSTITUTE OF TECHNOLOGY
 Hashu Advani Memorial Complex, Collector's Colony, R C Marg, Chembur, Mumbai - 74
SCHEDULE OF FIXED ASSETS AS ON 31 / 03 / 2017


SR. No.	PARTICULAR OF ASSETS	Opening Balance AT COST as on 01.04.2016	Opening Balance WDV as on 01.04.2016	Excess of Dep Scheduled Added Back	Excess of Dep Claimed SSS Reduced	Assets Write Off for 15-16	Revised WDV as on 01.04.2016	Additions upto 30.09.2016	Additions from 01.10.2016	RATE OF DEP.	Depreciation Permitted 30.09.2016	Depreciation Permitted 01.10.2016	Total Depreciation upto 31.03.2017	Closing Balance WDV as on 31.03.2017	Closing Balance AT COST as on 31.03.2017
1	2	3	4	5	6	7	8	9	10	11	12	13	14	15	
OFFICE DEPARTMENT															
52	BE Office Equipments	1,959,910	208,291	3,660	1,009,818	-	211,951	45,688	3,000	15%	38,646	225	38,871	221,768	2,008,588
53	BE Office Computers	2,730,200	682,406	128,520	-	-	533,886	4,750	150,630	25%	134,659	18,829	153,488	535,778	2,885,560
54	BE Office Equipments	40,050	-	-	-	-	-	-	-	15%	-	-	-	-	40,050
55	MCA Office Equipments	69,131	-	6,113	-	-	6,113	-	-	15%	917	-	917	5,196	69,131
MAINTENANCE DEPARTMENT															
56	BE Maintenance Lab Equip	1,427,918	994,635	22,769	-	-	971,866	35,043	20,995	15%	151,036	1,575	152,611	875,293	1,483,956
57	BE Maint. Computer Equip	571,215	4,050	4,050	-	-	4,050	-	-	25%	1,013	-	1,013	3,037	571,215
58	BE Water Cooler	487,649	121,540	7,124	-	-	128,664	44,605	-	15%	25,990	-	25,990	147,279	532,254
59	BE Water Pump	36,326	1,979	579	-	-	2,558	-	-	15%	384	-	384	36,326	36,326
60	BE Offset Copy Printer	1,310,097	312,805	19,263	-	-	293,552	-	-	15%	44,033	-	44,033	249,519	1,310,097
61	BE Grass Cutting Machine	83,240	36,310	1,166	-	-	35,144	-	82,570	15%	5,272	6,193	11,465	106,249	165,810
62	BE EPBAX Box (Telephone)	607,516	195,575	8,274	-	-	203,849	-	-	15%	30,577	-	30,577	173,272	607,516
63	ME / MCA EPBAX Box	15,345	-	689	-	-	689	-	-	15%	103	-	103	586	15,345
64	LIFT	645,289	54,274	46,709	-	-	100,983	-	-	15%	15,147	-	15,147	85,836	645,289
FURNITURE & FIXTURE															
65	BE Electrical Fittings	674,378	108,356	14,920	-	-	123,276	-	-	10%	12,328	-	12,328	110,948	674,378
66	BE Furniture & Fixture	15,515,553	5,382,513	178,346	-	-	5,560,859	56,500	540,177	10%	561,736	27,009	588,745	5,568,791	16,112,230
67	ME Furniture & Fixtures	442,188	128,061	11,166	-	-	116,895	-	-	10%	11,690	-	11,690	105,205	442,188
68	ME Electric Fitting	39,623	-	-	-	-	-	-	-	10%	-	-	-	39,623	39,623
69	MCA Furniture & Fixtures	1,015,652	172,034	15,051	-	-	187,085	-	7,945	10%	18,709	397	19,106	175,924	1,033,597
70	Furniture & Fixtures	67,807,570	20,196,051	4,083,095	-	-	24,279,138	-	52,000	10%	2,427,914	2,600	2,430,514	21,900,622	67,656,670
71	Electrical Fittings	5,912,380	1,753,172	356,738	-	-	2,109,970	-	-	10%	210,997	-	210,997	1,898,973	5,312,380
72	New Premises Infrastructure	112,152	26,285	7,465	-	-	33,750	-	-	10%	3,375	-	3,375	112,152	112,152
73	Hardware Equipments	405,082	120,138	24,443	-	-	144,581	-	-	10%	14,458	-	14,458	130,123	405,082
AUDIO VIDEO DEPARTMENT															
74	BE Audio & Video Equipments	4,077,122	733,573	23,461	-	-	710,112	13,612	-	15%	108,559	-	108,559	615,165	4,090,734
75	BE Audio & Video Computer	206,775	-	-	-	-	-	-	-	25%	-	-	-	206,775	206,775
76	BE Overhead Project Equip	3,311,064	1,889,292	5,065	-	-	1,894,357	-	313,260	15%	284,154	23,495	307,649	1,899,968	3,624,324
77	ME Projector	81,075	-	-	-	-	-	-	-	15%	-	-	-	81,075	81,075
78	MCA Projector	201,575	36,629	7,309	-	-	43,938	-	-	15%	6,591	-	6,591	37,347	201,575
INSTRUMENTATION DEPARTMENT															
79	BE Instrumentation Lab Equip	20,680,683	6,510,725	36,520	-	-	6,474,205	22,612	199,609	15%	974,523	14,971	989,494	5,706,932	20,872,904
80	BE Instru Computer Equip	6,684,616	754,426	162,905	-	-	591,521	-	57,826	25%	147,880	7,228	155,108	494,239	6,712,442
81	BE Instru Computer Software	344,242	-	8,282	-	-	8,282	90,857	20,772	25%	24,780	2,597	27,377	92,514	455,871
82	BE DSP Lab Equipments	302,656	24,167	3,557	-	-	20,610	-	-	15%	3,092	-	3,092	302,656	302,656
83	BE DSP Computer Equipments	497,600	-	-	-	-	-	-	-	25%	-	-	-	497,600	497,600
84	BE Bio - Medical Lab Equip	526,029	44,016	5,190	-	-	49,206	-	-	15%	7,381	-	7,381	41,825	526,029
85	BE E M C Lab Equipments	187,896	-	-	-	-	-	-	-	15%	-	-	-	187,896	187,896
86	ME Instrumentation Equipments	1,644,007	-	-	-	-	-	-	-	15%	-	-	-	1,644,007	1,644,007
RESEARCH & DEVELOPMENT															
87	BE Project/IT (Green House)	1,007,899	10,868	1,376	-	-	12,244	-	-	15%	1,837	-	1,837	10,407	1,007,899
88	BE Robotic Lab Equipments	2,05,022	-	-	-	-	-	-	-	15%	-	-	-	2,05,022	2,05,022
89	BE Media Research Equipments	1,290,502	-	-	-	-	-	-	-	15%	-	-	-	1,290,502	1,290,502
90	BE R & D Lab Equipments	3,614,960	2,389,179	120,909	-	-	2,288,270	-	313,333	15%	340,241	23,500	363,741	2,217,862	3,928,293
91	BE R & D Computer Equipment	973,960	93,397	87,171	-	-	87,171	-	161,600	25%	41,993	20,200	62,193	206,778	1,135,560
92	BE R & D Software	236,430	-	4,414	-	-	12,819	-	-	25%	3,205	-	3,205	9,614	236,430
93	BE Air Conditioner	9,793,994	4,236,799	209,223	-	-	4,401,367	103,595	-	15%	675,744	-	675,744	3,829,218	9,652,934
94	ME Air Conditioner	137,700	-	-	-	-	-	-	-	15%	-	-	-	137,700	137,700
95	MCA Air Conditioner	278,000	99,042	1,469	-	-	97,573	-	-	15%	14,636	-	14,636	82,937	278,000
96	Automated SNN Machine	17,676	15,908	442	-	-	16,350	-	-	15%	2,453	-	2,453	13,897	17,676
Total		313,881,302	70,094,166	5,771,372	1,547,739	44,655	74,273,144	1,089,848	7,076,083		10,775,819	726,025	11,505,844	70,933,231	322,002,577



Principals
PRINCIPAL,
VIVEKANAND EDUCATION SOCIETY'S
INSTITUTE OF TECHNOLOGY

Vivekanand Education Society's INSTITUTE OF TECHNOLOGY
Hashu Advani Memorial Complex, Collector's Colony, R C Marg, Chembur, Mumbai - 74
CURRENT ASSETS FOR THE YEAR ENDED 31 st MARCH 2017

Particulars	SH	Amount in Rs.	Amount in Rs.
Bank Accounts	2		
Axis Bank		16,848	
Canara Bank		497,955	
Canara Bank - ISRO Research Grant		40,221	
ICICI Bank A/C		862,396	
Janakalyan Sahakari Bank Ltd.		4,480,034	
State Bank of Patiala - Chembur (Gate Scho.)		9,477	
Union Bank (BE) - 316302010097154		31,299	
Union Bank (MCA) - 316302010097155		26,750	5,964,979
Cash-in-Hand			2,005
Deposits (Asset)	3		
Fixed Deposits		12,495,168	
MCA Fixed Deposits		1,533,384	
ME Fixed Deposits		1,659,349	
Electricity Deposits		1,782,565	
Gas Cylinder (Deposit)		13,200	
MCA Telephone Deposit		1,000	
Telephone Deposit		9,000	
Telephone Deposit VESIIT		3,000	
Water Deposits		72,600	17,569,265
Other Current Assets	4		
Advance Payment to Creditors		62,741	
Staff Welfare Club		62,330	
Cap Assessment		2,243	
Cap Assessment - 2014		29,355	
Cap Assessment - 2015		57,267	
Cap Assessment (MCA) - 2015 - Second Half		8,583	
Cap Assessment (ME) - 2015 - Second Half		687	
MCA PG Share		10,000	
ME PG Share		2,500	
Cap Assessment (MCA)		2,883	
Cap Assessment (ME)		218	
Enrolment Forms (CA)		2,240	
GSLI (CA)		38,785	
Income Tax Receivable		34,194	
Income Tax Receivable (2015 - 16)		79,068	
Loan to Staff		513,053	
MCA University Exam Forms (CA)		12,440	
ME University Exam Forms (CA)		2,030	
Profession Tax Receivable		100	
University Forms (CA)		400	921,117
Sub Total - c/f			24,457,366



Vivekanand Education Society's INSTITUTE OF TECHNOLOGY
CURRENT ASSETS FOR THE YEAR ENDED 31 st MARCH 2017


Page - 2

Particulars	SH	Amount in Rs.	Amount in Rs.
Sub Total - b/d			24,457,366
Outstanding Income	5		
CAP III - Counselling Round Fees Receivable		2,622,000	
MCA CAP III - Counselling Round Fees Receivable		344,000	
MCA Outstanding Tuition Fees - 12 - 13		60,000	
MCA Outstanding Tuition Fees - 13 - 14		15,475	
MCA Outstanding Tuition Fees 14-15		174,110	
MCA Outstanding Tuition Fees - 15 - 16		347,076	
MCA Outstanding Tuition Fees - 16 - 17		821,025	
MCA Scholarship Receivable - 2015 - 16		596,283	
MCA Scholarship Receivable - 2016 - 17		507,867	
ME CAP III - Counselling Round Fees Receivable		36,000	
ME Outstanding Fees		45,080	
ME Outstanding Fees - 14 - 15		102,665	
ME Outstanding Fees - 2015 - 16		50,000	
ME Outstanding Fees - 2016 - 17		162,932	
ME Scholarship Receivable - 2016 - 17		296,896	
Outstanding TF Receivable 09 - 10		37,786	
Outstanding TF Receivable 10 - 11		25,320	
Outstanding TF Receivable 11 - 12		126,408	
Outstanding TF Receivable 12 - 13		64,869	
Outstanding TF Receivable 13 - 14		605,174	
Outstanding TF Receivable 14 - 15		967,231	
Outstanding TF Receivable 15 - 16		1,675,634	
Outstanding TF Receivable 16 - 17		5,579,503	
PhD Outstanding Fees		293,600	
Scholarship Receivable - 2015 - 16		10,422,027	
Scholarship Receivable - 2016 - 17		13,596,329	39,575,290
Prepaid Expenses	6		
Prepaid Expenses - Affiliation Fees		247,500	
Prepaid Expenses - AMC for AC		18,710	
Prepaid Expenses - AMC for CCTV		8,750	
Prepaid Expenses - AMC for Easypay / TDS Software		5,800	
Prepaid Expenses - AMC for EPABX		8,801	
Prepaid Expenses - AMC for Generator		18,285	
Prepaid Expenses - AMC for Lift		328,910	
Prepaid Expenses - AMC for Xerox Machine		576	
Prepaid Expenses - AMC for Offset Machine		31,769	
Prepaid Expenses - Internet Charges		333,684	
Prepaid Expenses - Library E - Subscription		1,057,812	
Prepaid Expenses - Library Subscription		45,061	
Prepaid Expenses - MCA Affiliation Fees		86,250	
Prepaid Expenses - ME Affiliation Fees		511,250	
Prepaid Expenses - Pest Control for Building		82,029	
Prepaid Expenses - PhD Affiliation Fees		125,000	2,910,187
Grand Total			66,942,843

Jayshree


PRINCIPAL,

VIVEKANAND EDUCATION SOCIETY'S
INSTITUTE OF TECHNOLOGY



Vivekanand Education Society's INSTITUTE OF TECHNOLOGY
Hashu Advani Memorial Complex, Collector's Colony, R C Marg, Chembur, Mumbai - 74
CURRENT LIABILITIES FOR THE YEAR ENDED 31 st MARCH 2017

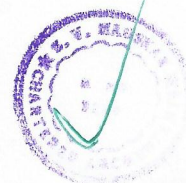

Particulars	SH	Amount in Rs.	Amount in Rs.
Advance Fees Received	7		
Advance Fees - Development Fees		6,420,245	
Advance Fees - MCA Development Fees		579,881	
Advance Fees - MCA Tuition Fees		5,804,300	
Advance Fees - ME Development Fees		101,055	
Advance Fees - ME Tuition Fees		1,010,529	
Advance Fees - Phd Development Fees		17,799	
Advance Fees - Phd Tuition Fees		188,443	
Advance Fees Received		109,430	
Advance Fees Received for PhD		75,000	
Advance Fees - Tuition Fees		65,412,153	79,718,835
O/s Liabilities	8		
Connectivity Charge (Lia)		126,080	
Convocation Fees (Lia)		181,000	
Disaster Management Fund		31,130	
Eligibility Fee (C.L.)		6,420	
Enrolment Fees (Liability)		28,340	
Excess Fees Received Payable		310,785	
Hostel Refund (VES)		94,959	
II Sem Exam Fees (Univ.)		270,420	
I Sem Exam Fees (Univ.)		18,145	
MCA Eligibility Fees		3,920	
M C A Enrolment (Lia.)		1,800	
MCA Excess Fees Received Payable		43,510	
MCA Photocopy & Revaluation		2,435	
MCA University Exam Fees		7,370	
MCA University Exam Late Fees		1,000	
ME Convocation Fees		8,750	
M.E. Eligibility Fees		200	
M.E. (Enrolment Fees) - L		100	
ME Excess Fees Received Payable		337,648	
ME III Sem University Exam Fees		2,640	
ME IV Sem University Exam Fees		26,730	
Retention Money A/c		273,393	
Students Aid Fund A/c		4,735,686	
University Exam Late Fees		12,835	
University Photocopy		2,460	
University Revaluation		6,040	
VIII Sem Exam Fees (Univ.)		479,190	
VII Sem Exam Fees (Univ.)		5,980	7,018,966
Sub Total - c/f			86,737,801



Vivekanand Education Society's INSTITUTE OF TECHNOLOGY
CURRENT LIABILITIES FOR THE YEAR ENDED 31 st MARCH 2017

Page - 2

Particulars	SH	Amount in Rs.	Amount in Rs.
Sub Total - b/d			86,737,801
Scholarship Payable	9		
M.E.Scholarship		4,385	
Scholarship (2013 - 14)		709,685	
Scholarship (2014 - 15)		47,305	
Scholarship - EBC (2015 - 16)		131,331	
Scholarship (Freeship)		235,909	
Scholarship (Non Govt)		340,500	1,469,115
Student Prize Fund	10		
Prize Fund (Annapoorni Ramaswamy)		36,000	
Prize Fund (Deep Bhattachariya)		42,000	
Prize Fund (Mayur Bhagade)		52,000	
Prize Fund (Serin Dedia)		31,500	
Prize Fund (Shri Sharad N Shroff)		100,000	261,500
Student's Deposits	11		
Caution Money		697,800	
Caution Money - 2014		727,500	
Caution Money - 2015		755,500	
Caution Money - 2016		782,500	
Laboratory Deposit		697,800	
Library Deposits		348,900	
MCA Caution Money		144,000	
MCA Caution Money - 2014		152,000	
MCA Caution Money - 2015		118,500	
MCA Caution Money - 2016		120,000	
MCA Laboratory Deposits		144,000	
MCA Library Deposits		72,000	
M.E.Caution Money		35,200	
ME Caution Money - 2014		43,000	
ME Caution Money - 2015		37,000	
ME Caution Money - 2016		12,000	
M.E. Laboratory Deposits		35,200	
M. E. Library Deposits		17,600	
Ves Technology Alumni Association		31,500	4,972,000
Duties & Taxes	12		
GSLI (CL)		126,776	
Income Tax		3,033,523	
Profession Tax		52,675	
Provident Fund (CL)		521,198	
T.D.S. (CL)		106,727	
VES - Service Tax		15,620	
Yuvaraksha Insurance		49,647	3,906,166
Sub Total - c/f			97,346,582




Vivekanand Education Society's INSTITUTE OF TECHNOLOGY
CURRENT LIABILITIES FOR THE YEAR ENDED 31 st MARCH 2017

Page - 3

Particulars	SH	Amount in Rs.	Amount in Rs.
Sub Total - b/d			97,346,582
Provisions			
20% University Share		267,975	
Provision for Electricity Charges		782,060	
Provision for Telephone Charges		11,500	
Provision for Water Charges		223,927	1,285,462
Sundry Creditors			156,908
Other Current Liabilities	14		
Admission Cancellation Charges Payable - 201617		8,250	
AISHE - MHRD		3,000	
ARC Collection (Online Application Confirmation)		10,800	
Cap Assessment - 2015 - Second Half		15,813	
Cap Assessment - 2016 - First Half		24,764	
Cap Assessment (MCA) - 2014		42,394	
Cap Assessment (MCA) - 2015		84,296	
Cap Assessment (MCA) - 2016 - First Half		10,635	
Cap Assessment (ME) - 2014		50,695	
Cap Assessment (ME) - 2015		5,088	
FC - Printout / Facilitation Charges Collection		30,960	
Grant received for PhD Research payable		8,807	
ISRO Research Grant - GOI - DOS		40,221	
MCA ARC Collection		19,500	
Minor Research Grant		12,151	
ModRob - AICTE		8,134	
PhD Salary to Visiting Staff Payable		495,000	
Praxis - 2016		836,060	
R & D (Lab View) - INST		194,325	
Salary Payable to Non Teaching Staff		77,648	
Salary Payable to Teaching Staff		24,290	
Unknown Bank Credits		57,805	
Usage Charges Payable to Trust		614,500	
Workshop of INST - AIA		125,000	2,800,136
Grand Total			101,589,088



PRINCIPAL,
VIVEKANAND EDUCATION SOCIETY'S
INSTITUTE OF TECHNOLOGY



Vivekanand Education Society's INSTITUTE OF TECHNOLOGY
Hashu Advani Memorial Complex, Collector's Colony, R C Marg, Chembur, Mumbai - 74
INCOME (REVENUE) FOR THE YEAR ENDED 31 st MARCH 2017

Particulars	SH	Amount in Rs.	Amount in Rs.
Tuition Fees From Students	15		
MCA Tuition Fee		23,484,424	
M.E.Tuition Fees		4,945,909	
Phd Tuition Fees		753,788	
Tuition Fees		259,538,051	288,722,172
Development Fees	16		
Development Fees		25,131,568	
MCA Development Fees		2,313,069	
M.E. Development Fees		494,598	
PhD Development Fees		71,212	28,010,447
Misc. Receipts From Students / Others	17		
Admission Cancellation Charges		482,280	
Admission Charges (Income)		10,500	
ARC Facilitation Charges		650	
Book Binding (Income)		1,520	
Breakage (Income)		3,040	
College Photocopy & Revaluation		226,940	
Document Verification for Eligibility - Receipts		34,800	
Fine A/C		54,240	
Library Fine		369,645	
MCA Admission Cancellation		6,000	
MCA Admission Charges (Income)		2,500	
MCA Document Verification for Eligibility - Receipt		8,080	
MCA Library Fine		5,466	
MCA Photocopy & Revaluation Share		11,180	
MCA (Registration Charges- Admission)		28,300	
MCA (Sale of Admission Forms)		195,700	
MCA Transcript		8,112	
M.E.Cancellation Charges		1,000	
ME Document Verification for Eligibility - Receipts		3,500	
ME Educational Verification Fees		2,200	
M.E.Library Fine		3,118	
ME Photocopy & Revaluation Share		500	
M.E.(Registration Fees- Admission)		2,500	
M.E.(Sale of Forms)		16,900	
M.E.Transcripts		9,130	
Railway Concession Form		945	
Registration Charges - BE - Admission		141,300	
Sale of Forms & Prospectus		1,431,400	
Transcripts		818,129	3,879,575
Sub Total - c/f			320,612,194

Sayal



Vivekanand Education Society's INSTITUTE OF TECHNOLOGY
INCOME (REVENUE) FOR THE YEAR ENDED 31 st MARCH 2017


Particulars	SH	Amount in Rs.	Amount in Rs.
Sub Total - b/d			320,612,194
Internal College Exam Fees	18		
College Exam Late Fees		33,000	
College Share 20% on University Exam / Other Fees		337,175	
Education Verification Fees		137,000	
III Sem Exam Fees		454,050	
IV Sem Exam Fees		412,710	
MCA Educational Verification Fees		18,000	
VI Sem Exam Fees		286,015	
V Sem Exam Fees		296,860	1,974,810
Misc. Income	19		
Misc. Income		15,552	
Sale of Radhi		108,766	124,318
Other Fees From Students	20		
Annual Day / Cultural (Income)		2,875	
Gymkhna & Sports Fees		1,367,290	
Internet Charges (Income)		11,500	
Laboratory Fees (Income)		36,800	
Library Fees (Income)		16,100	
Sports Charges (Income)		63,060	
Training & Placement Fees		1,725	1,499,350
Bank Interest & Other Receipts	21		
Bank Interest		701,333	
Bank Interest on Fixed Deposit		1,227,679	
Other Interest - on Electricity Deposit		49,213	1,978,225
Grand Total			326,188,897

Sanjay
PRINCIPAL,
VIVEKANAND EDUCATION SOCIETY'S
INSTITUTE OF TECHNOLOGY



Vivekanand Education Society's INSTITUTE OF TECHNOLOGY
Hashu Advani Memorial Complex, Collector's Colony, R C Marg, Chembur, Mumbai - 74
EXPENDITURE FOR THE YEAR ENDED 31 st MARCH 2017

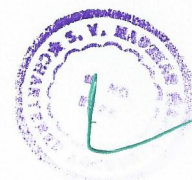
Particulars	SH	Amount in Rs.	Amount in Rs.
Administration Expenses	22		
Accreditation Expenses		7,470	
Admission Expenses		119,566	
Advertisement Expenses		1,827,878	
Bank Charges		10,821	
Conveyance A/c		73,891	
Document Verification for Eligibility Expenses		35,250	
Electricity Charges		5,465,930	
Exam Stationery A/c		415,458	
Fire Insurance		70,990	
First Aid A/c		12,841	
Legal Charges		4,700	
Other Rates & Taxes		42,194	
Postage / Revenue Stamp		21,332	
Printing & Stationery Expenses		94,806	
Professional Charges		755,218	
Property Tax		670,214	
Staff Welfare A/C		29,840	
Stationery Expenses		319,868	
Telephone Charges		121,661	
Travelling Expenses		142,590	
University Share on College Exam Fees		270,825	
Water Charges		269,279	10,782,623
Affiliation & Other Charges	23		
Affiliation Charges - MU		255,000	
BE ARA Processing Fees		149,400	
E - Suvidha Service Charges - MU		4,500	
FRA Processing Fees		594,131	
Ph. D. Affiliation Charges		25,000	1,028,031
Audit Fees			22,250
Expenses for Garden & Playground	24		
Garden Expenses		90,180	
Playground Expenses		899,346	989,526
Sub Total - c/f			12,822,430



Vivekanand Education Society's INSTITUTE OF TECHNOLOGY
EXPENDITURE FOR THE YEAR ENDED 31 st MARCH 2017

Page - 2


Particulars	SH	Amount in Rs.	Amount in Rs.
Sub Total - b/d			12,822,430
Library Expenditure	25		
Library (Printing & Stationery)		34,070	
Library Stationery Expenses		50,586	
Library Subscription (E - Subscription)		2,833,400	
Library Subscription Expenses		74,896	
News Paper & Periodicals		66,992	3,059,944
Labs & Workshop Expenditure	26		
Chemistry Lab Expenditure		19,497	
Communication Lab Expenditure		146,778	
Computer Lab Expenditure		79,835	
Electronic Lab Expenditure		132,954	
General & Physics Lab Expenditure		41,526	
Information Tech. (Expenditure)		109,773	
Instrumentation Lab Expenditure		171,718	
Internet Charges		1,120,065	
Maintenance Lab Expenditure		12,650	
Workshop Expenditure		90,546	1,925,342
Mca Administrative Expe	27		
MCA Advertisement		60,039	
MCA Conveyance		2,362	
MCA Document Verification for Eligibility Expenses		8,030	
MCA Electricity Charges		669,576	
MCA Legal Charges		350	
Mca Postage		135	
Mca (Printing & Stationery)		165	
MCA Telephone Charges		14,904	755,561
MCA Affiliation & Other Charges	28		
MCA Affiliation Charges		90,000	
MCA ARA Processing Fees		40,000	
MCA FRA Processing Fees		63,600	193,600
MCA Lab Expenditure	29		
MCA Internet Charges		135,038	
MCA Lab Expenditure		53,247	188,285
MCA Rent			901,250
Sub Total - c/f			19,846,412



Vivekanand Education Society's INSTITUTE OF TECHNOLOGY
EXPENDITURE FOR THE YEAR ENDED 31 st MARCH 2017

Page - 3


Particulars	SH	Amount in Rs.	Amount in Rs.
Sub Total - b/d			19,846,412
MCA Repairs & Maint.Expenses	30		
MCA Building Repair & Maintenance		108,446	
MCA Electrical Repairs & Maint		77,120	
MCA Furniture & Fixtures Repairs		137,006	
MCA Painting Expenses		29,681	
MCA Repairs & Maint.		105,637	457,890
MCA Salary to TS/NT/LAB	31		
MCA Labour Charges		10,950	
MCA Salary to TS / LS / NS / Class IV		19,157,206	19,168,156
M.E.Administrative Exp.	32		
M.E.Advertisement		60,040	
M.E. Conveyance		5,090	
ME Document Verification for Eligibility Expenses		4,200	
M.E.Electricity Charges		87,845	
M.E.Legal Charges		350	
M.E. Other Administration Expenses		500	
M.E. Postage		225	
M.E.Telephone Charges		1,955	160,205
M.E.Affiliation & Other Fees	33		
ME Affiliation Charges		240,000	
ME ARA Processing Fees		40,000	
ME FRA Processing Fees		16,119	296,119
M.E. Rent			157,500
M.E.Repairs & Maint.Expenses	34		
ME Building Repair & Maintenance		14,228	
ME Electrical Repair & Maintenance		10,118	
ME Furniture Repair & Maintenance		17,975	
ME Painting Expenses		3,894	
M.E.Repairs & Maint.		13,859	60,074
M.E/salary to TS,NT,Lab	35		
M.E.College Exam Remuneration		153,620	
M.E.Honorarium		27,000	
M.E.Labour Charges		10,950	
ME Salary to TS / NT / LAB		4,949,113	5,140,683
Misc. Expenditure			27,506
Sub Total - c/f			45,314,544



Vivekanand Education Society's INSTITUTE OF TECHNOLOGY
EXPENDITURE FOR THE YEAR ENDED 31 st MARCH 2017

Page - 4


Particulars	SH	Amount in Rs.	Amount in Rs.
Sub Total - b/d			45,314,544
PhD Salary to Visiting Staff			495,000
Refreshment A/c	36		
Exam Refreshment		141,741	
MCA Refreshment		2,268	
ME Refreshment		3,468	
Other Refreshment		361,886	
Refreshment for Placement		58,672	568,035
Rent			8,555,750
Repairs & Maintenance	37		
Air Condition (Rep.& Maint.)		143,146	
A.M.C.for Air Condition		143,000	
AMC for CCTV		43,750	
A.M.C for Computers & Printers		132,139	
AMC for Easy Pay / TDS Software		6,500	
A.M.C. for E.P.A.B.x.		3,699	
AMC For Exam Software		10,500	
AMC for Fire Hydrant System		13,740	
AMC for Generator		36,491	
AMC for Instruments - INST Lab		28,062	
A.M.C. for Lift		514,780	
A.M.C. For Offset Printing Machine		13,003	
A.M.C. for Water Purifier		6,471	
A.M.C. for Xerox Machine		8,774	
Building Repairs & Mtce.		885,269	
Cleaning & Maintenance for Students		123,600	
Electrical Repairs & Maintenance		629,554	
Furniture Repair & Maintenance		1,118,419	
Offset Copyprint Printing & Stationery		74,920	
Other Repairs / Maintenance		862,344	
Over Head Projectors Repair & Maintenance		14,600	
Painting Expenses		242,291	
Printer / Scanner & Other Repairs & Maintenance		16,786	
Seminar Hall Expenses		22,882	
Water Cooler Rep.& Maint.		11,651	5,106,370
Sub Total - c/f			60,039,699



Vivekanand Education Society's INSTITUTE OF TECHNOLOGY
EXPENDITURE FOR THE YEAR ENDED 31 st MARCH 2017

Page - 5

Particulars	SH	Amount in Rs.	Amount in Rs.
Sub Total - b/d			60,039,699
Research & Development Expenses	38		
Project Expenses (Electronics)		53,298	
Project Expenses (E & T)		3,055	
Project Expenses (Info_tech)		10,640	
Project Expenses (Instru.)		6,124	
R & D Lab Expenditure		228,678	301,795
Salary TS/NTS/IV/OTHER	39		
College Exam Remuneration		1,098,947	
Contingency Allowances		4,949	
D.A.Arrears		4,535,492	
Fellowship Stipend		2,248,161	
Gratuity A/C		11,187,882	
Honorarium		86,500	
Labour Charges		1,750,545	
Leave Encashment		12,553	
PF Administration Charges		377,363	
PF -Institute 's Contribution		5,265,556	
PF Insurance Link Deposits		219,408	
PhD Honorarium		21,000	
Salary to Visiting Staff		72,000	
Salary TS / NTS / IV / Contract		150,311,754	
Security Charges		1,468,427	
Vedanta Honorium		60,000	178,720,537
Seminar / Conference	40		
Seminar / Conference		33,750	
Seminar Symposium A/C		97,200	130,950
Student Welfare/sports Activity	41		
Annual Day / Magazine Exp.		120,830	
Consolidated Entry Fees - MU - Sports		1,500	
Convocation Expenses		292	
Cultural Activities Fees - MU		36,606	
E - Suvidha Charges - MU		158,750	
Gymkhana Fees / Annual Sports Contribution - MU		95,250	
MCA Sports & Cultural Activity Expenses		9,000	
Railway Concession Book		5,350	
Scholarship - Jyoti Scholarship		150,000	
Sports & Cultural Activity Expenses		532,263	
Sports & Cultural Fees - MU - Ashwamedh		76,200	
Sports & Other Activity Expenses		119,153	
Students Welfare Expenses		22,913	1,328,107
Depreciation			11,505,844
Grand Total			252,026,931


PRINCIPAL,
VIVEKANAND EDUCATION SOCIETY'S
INSTITUTE OF TECHNOLOGY

